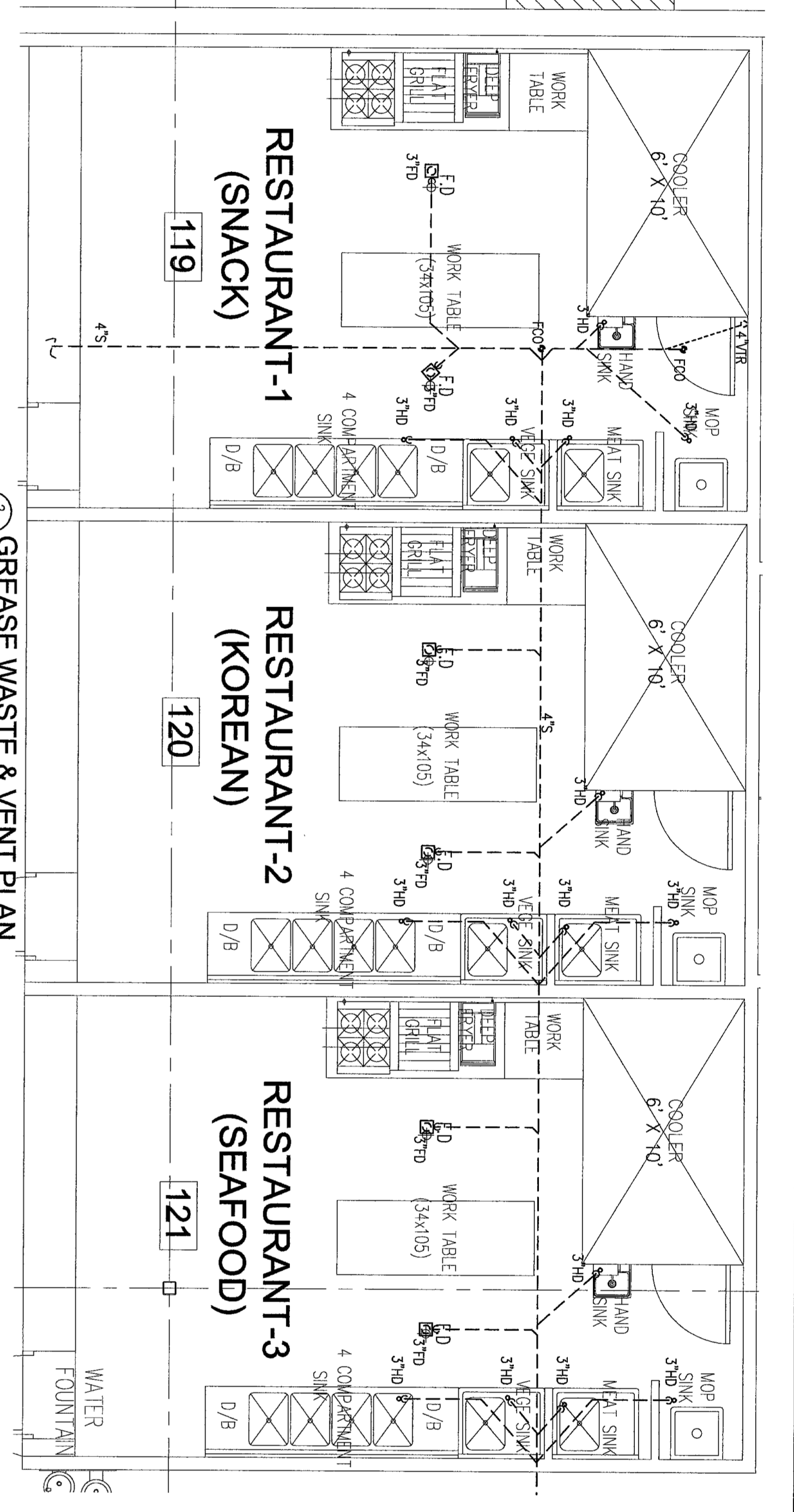
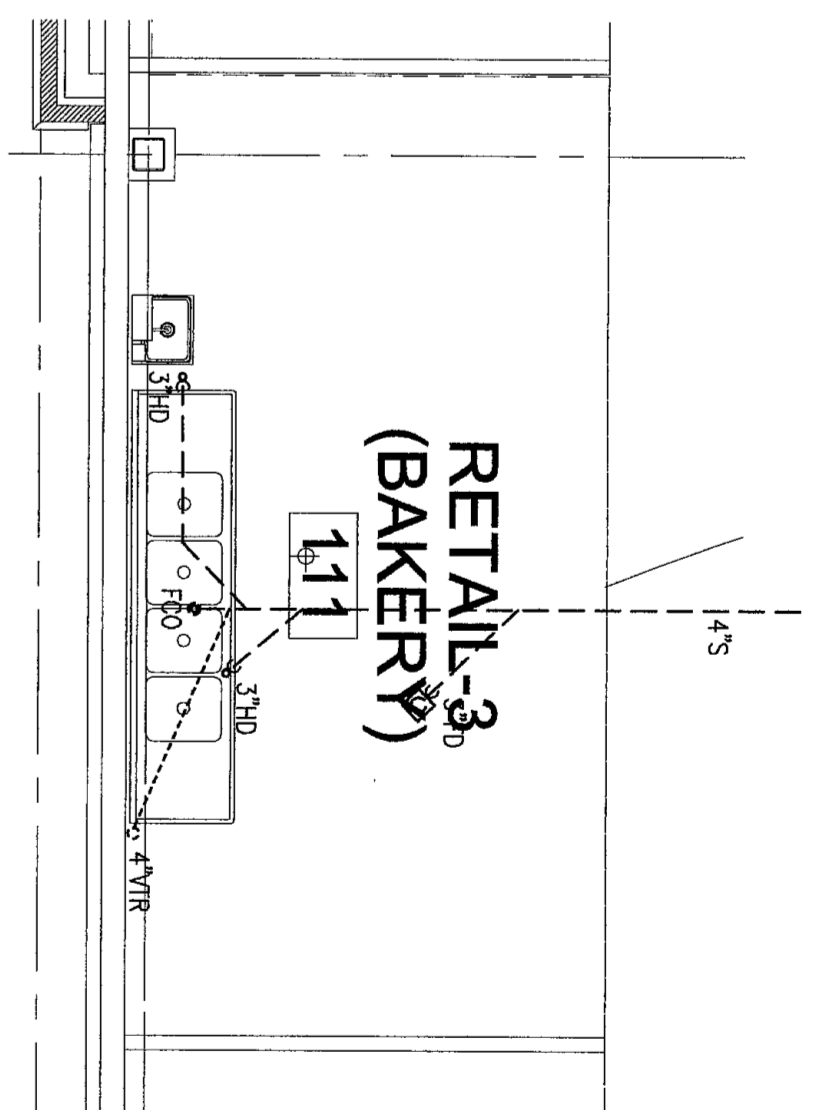


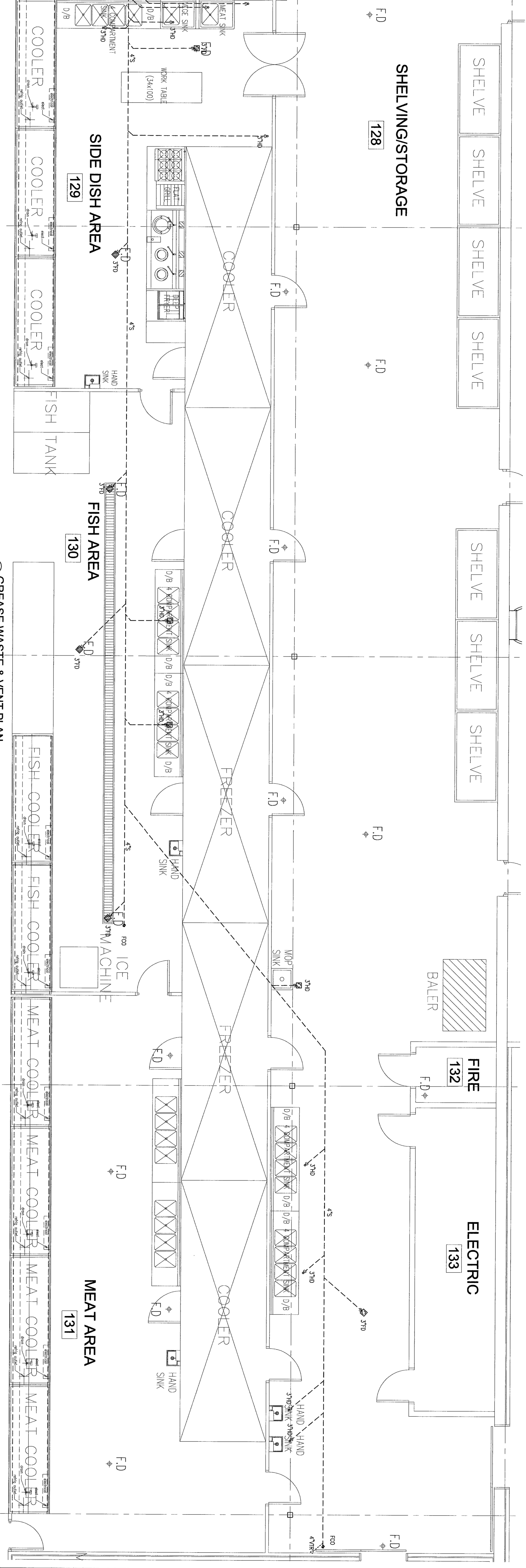
124 SANITARY SEWER & VENT PLAN  
SCALE: 1/4" = 1'-0"



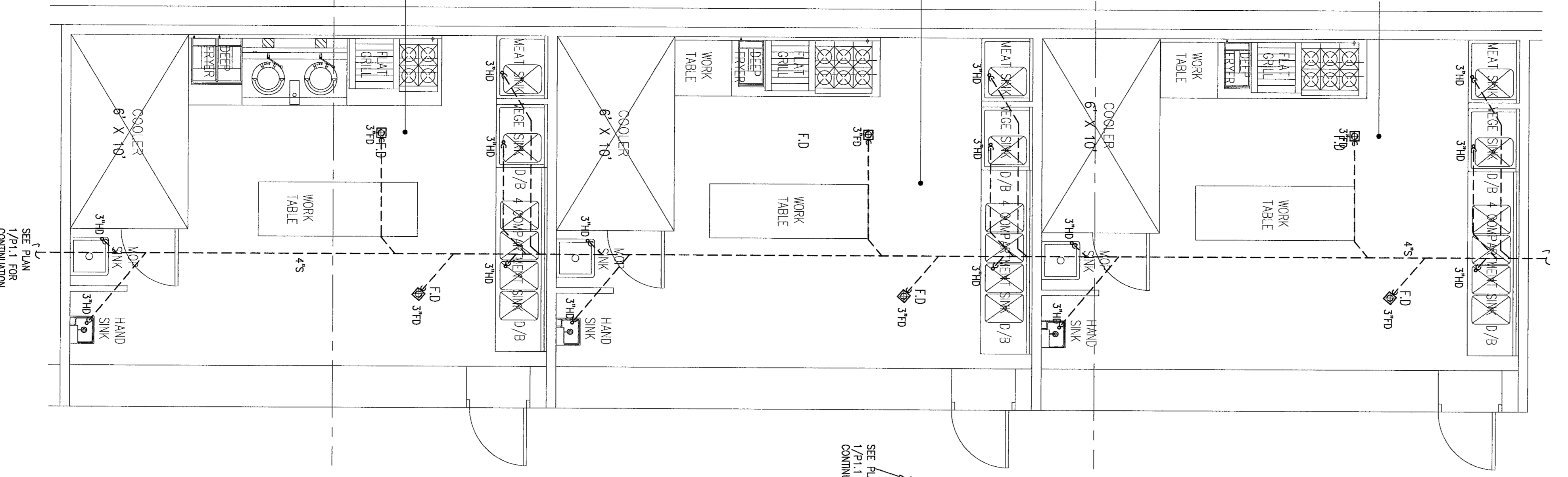
119 GREASE WASTE & VENT PLAN  
SCALE: 1/4" = 1'-0"



111 GREASE WASTE & VENT PLAN  
SCALE: 1/4" = 1'-0"



128 GREASE WASTE & VENT PLAN  
SCALE: 1/4" = 1'-0"



GREASE WASTE & VENT PLAN  
SCALE: 1/4" = 1'-0"

NOTES

1. SEE DWG 001 FOR PLUMBING SCHEDULE, DETAILS, SPEC. NOTES & RISER DRAWING.
2. PROVIDE TRAP PRIMER FOR ALL THE SLOAN SINKS/HAND COVERS. PROVIDE TRAP PRIMER FOR ALL THE FLOOR SINKS/HAND COVERS. PROVIDE TRAP PRIMER FOR ALL THE FLOOR SINKS/HAND COVERS. PROVIDE TRAP PRIMER FOR ALL THE FLOOR SINKS/HAND COVERS.
3. PROVIDE TRAP-UP TRAP, TRAP PRIMER AND UNDERGROUND ADJUSTMENT AND REGULATION OF EQUIPMENT THE AREA AROUND THE SINKS/UNDER TRAP FROM STEEL SHALL BE BRASS. USE 1/2" SCHEDULE 40S STEEL SINKS.

NOTE: THIS SHEET IS DESIGNED FOR INFORMATION ONLY. LONGLEAD PLUMBING FOR SANITARY LINES AND GREASE WASTE LINES WILL BE INSTALLED BY OTHERS UNDER SEPARATE CONTRACTS. SANITARY LINE AND GREASE WASTE LINE INSTALLATION WILL INCLUDE P-TRAP AND WATER LINE FOR TRAP PRIMER.

REV.	NO.	DESCRIPTION	DATE
1	1	ISSUED FOR PERMIT	11-20-08
2	2	REVISION FOR PERMIT	12-22-08
3	3	REVISION FOR PERMIT	1-15-09
4	4	REVISION FOR PERMIT	1-15-09
5	5	REVISION FOR PERMIT	1-15-09
6	6	REVISION FOR PERMIT	1-15-09
7	7	REVISION FOR PERMIT	1-15-09
8	8	REVISION FOR PERMIT	1-15-09
9	9	REVISION FOR PERMIT	1-15-09
10	10	REVISION FOR PERMIT	1-15-09
11	11	REVISION FOR PERMIT	1-15-09
12	12	REVISION FOR PERMIT	1-15-09

**Engineering Consultants Services, Inc.**  
 ATLANTA, GEORGIA 770 623-0353  
 NASHVILLE, TENNESSEE 615 320-5667



**YUNG ARCHITECTURE**  
 1710 Wilwat Dr., Suite #B  
 Norcross, GA 30093  
 Tel 770-328-6638  
 Fax 770-328-8433  
 yungarchitecture@yahoo.com

JOB NUMBER: 060701  
 DRAWN BY: HR  
 CHECKED BY:

SHEET TITLE:  
 UNDER FLOOR ENLARGED GREASE WASTE & SEWER PLAN  
**P1.2A**  
 DATE: 11/17/2008

**A-MART**  
 2645 NORTH BERKELEY LAKE ROAD  
 BUILDING 'C'  
 DULUTH, GEORGIA 30096